

Sign up for waggon

Step 1:

Open your web browser (Chrome, Firefox, Safari) and go to... waggon.ca/lba-esm

Ouvrez votre navigateur Web (Chrome, Firefox, Safari) et accédez à... waggon.ca/lba-esm

Step 2:

Click on "Sign up"

Cliquez sur "Sign up"



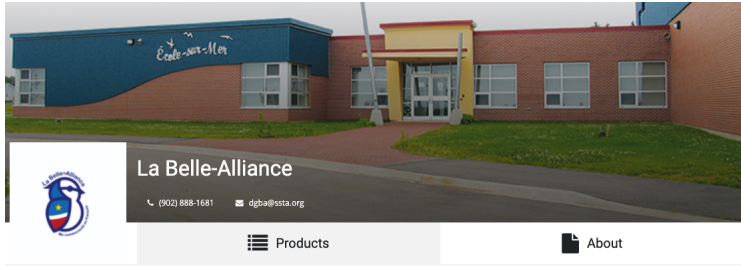
Please log in to continue

A login form with two input fields: "Email address" and "Password". Below the fields is a blue "Log in" button. Underneath the form, there are two links: "Need an account? Sign up" and "Forgot password?". A large red 3D arrow points from the "Sign up" link towards the right.

Step 3:

Fill in your name, email address and password. You will be sent a confirmation email, click the link in the email to finish registration.

Remplissez votre nom, votre adresse e-mail et votre mot de passe. Vous recevrez un e-mail de confirmation, cliquez sur le lien dans l'e-mail pour terminer l'inscription.



Register Your Account

Full name

Email address

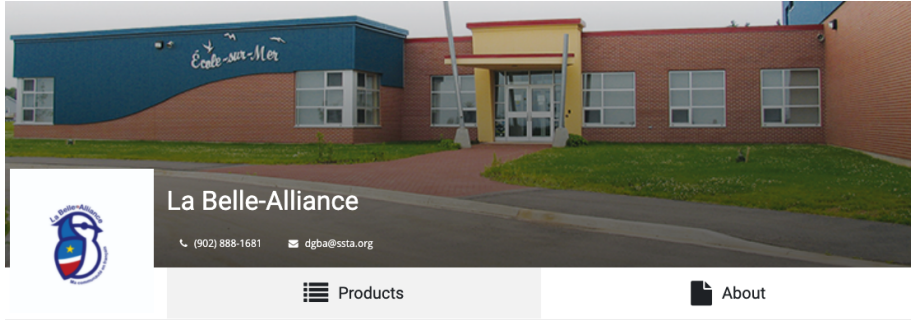
Password

By signing up, I agree to waggon's [Terms of Service and Privacy Policy](#)

Step 4:

You can now login with your details at... waggon.ca/lba-esm

Vous pouvez désormais vous connecter avec vos coordonnées sur... waggon.ca/lba-esm



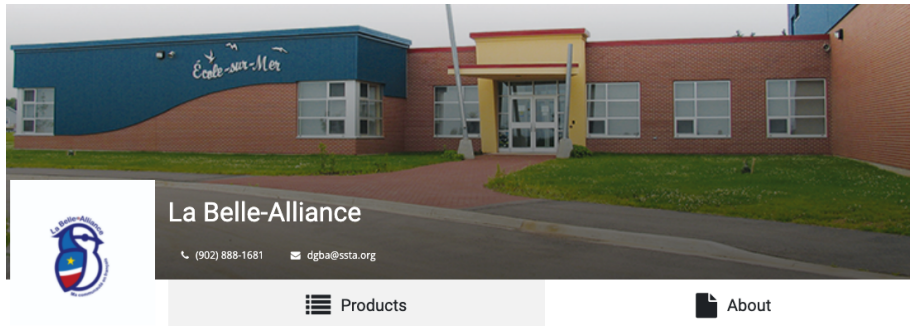
Please log in to continue

Email address

Password

Step 5:

Add your contact details and choose your preferred language
Ajoutez vos coordonnées et choisissez votre langue préférée



Add Contact Details

Daytime Phone Number *

Secondary Phone Number

Preferred Language

Next

Step 6:

Add your address details
Ajoutez vos coordonnées

Add Address Details

Address Line 1 *

Address Line 2

City *

Province

Country

Postal Code *

Step 7:

Add a secondary parent or guardian or click "No" to skip this step.

Ajoutez un parent ou tuteur secondaire ou cliquez sur "No" pour ignorer cette étape.



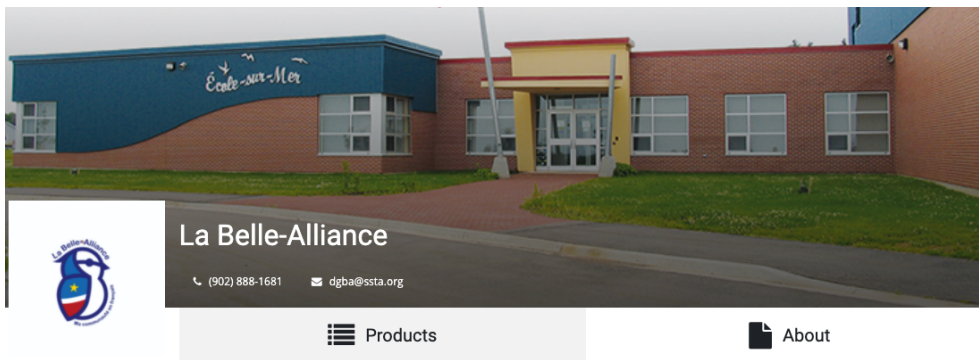
Second Parent or Guardian

Would you like to add a second parent or guardian?

Step 8:

Add a student to your profile by clicking “Add Student”

Ajoutez un étudiant à votre profil en cliquant sur “Add Student”



Add Students to Your Account

Students

Please add your first student

Step 9:

Add student details

Ajouter les détails de l'étudiant

Add Students to Your Account

First Name *

Last Name *

Date of Birth
yyyy-mm-dd

Grade

Food Allergies

Dietary Restrictions

Notes

Step 10:

When you're done adding students, click "Next"

Lorsque vous avez terminé d'ajouter des élèves, cliquez sur "Next"



Add Students to Your Account

Students

| | | |
|--|-------------------------------------|----------------------------------|
| Johnny Smith | Grade: 1 | <input type="button" value="X"/> |
| <input type="button" value="Add Student"/> | | |
| <input type="button" value="Back"/> | <input type="button" value="Next"/> | |

Step 11:

Confirm account details
Confirmer les détails du compte

You can now visit the store and order meals.
Vous pouvez maintenant visiter le magasin et commander des repas.

waggon.ca/lba-esm